

Venice Market Intelligence Report

Q4 2025

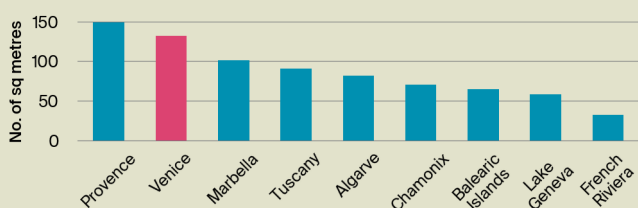
A summary of prime residential market conditions highlighting the latest data, trends and market insights.

knightfrank.com/research

► Knight Frank's research team has pulled together key statistics and datapoints on the Venice market to help you assess your next move. From market performance to relative pricing, we have you covered. If you want deeper insights, or advice on sale or purchase, contact our team lead on the next page.

What does €1 million buy?

Q2 2025



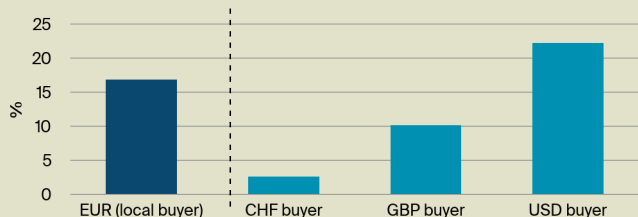
Source: Knight Frank Research

Location Map



Property price change taking currency shifts into account

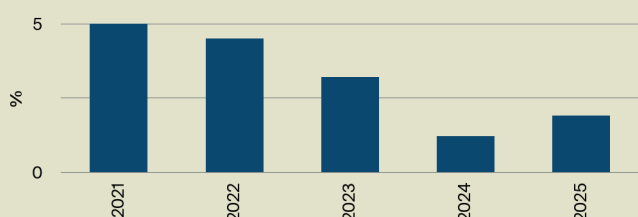
2020 - 2025



Source: Knight Frank Research, Macrobond

Prime price performance to Q2

Annual % change



Source: Knight Frank Research

Top international prime buyer nationalities

2025



1.
France



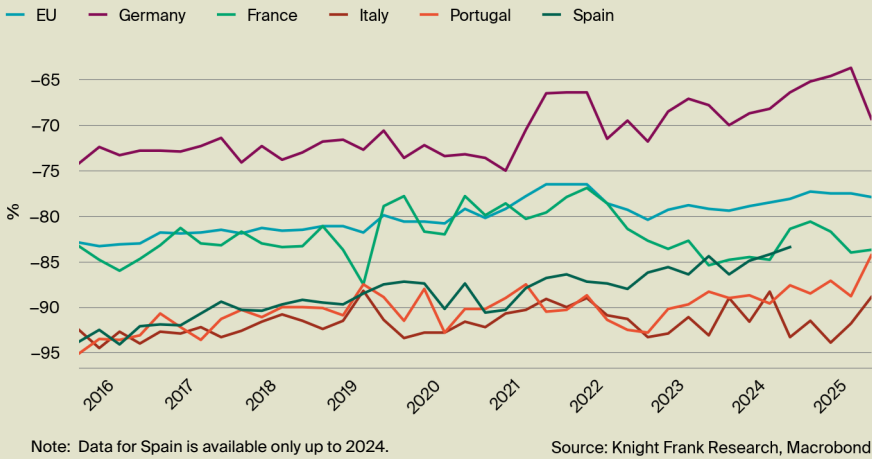
2.
US



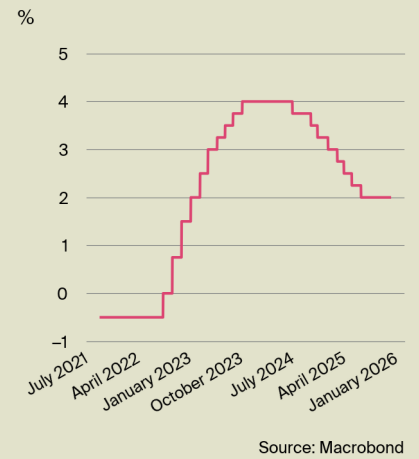
3.
Switzerland

Source: Knight Frank Research

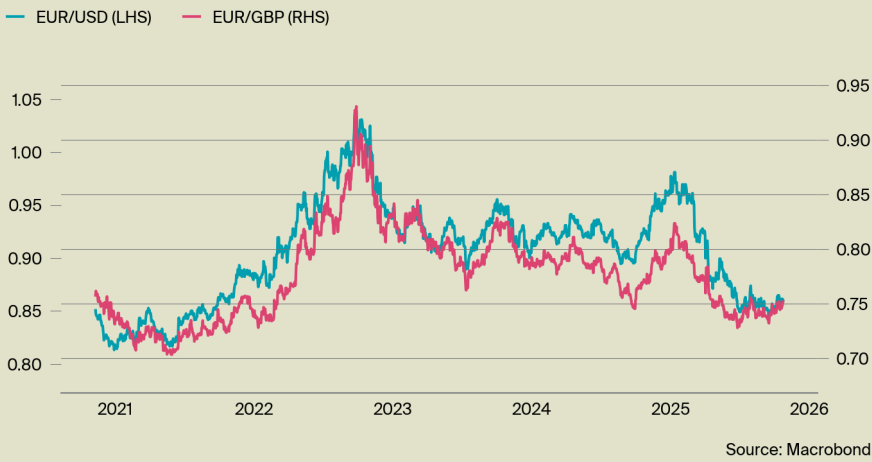
Plans to purchase or build a home in the next 12 months



Eurozone policy rate



Currency shifts



146 

Total number of direct flights

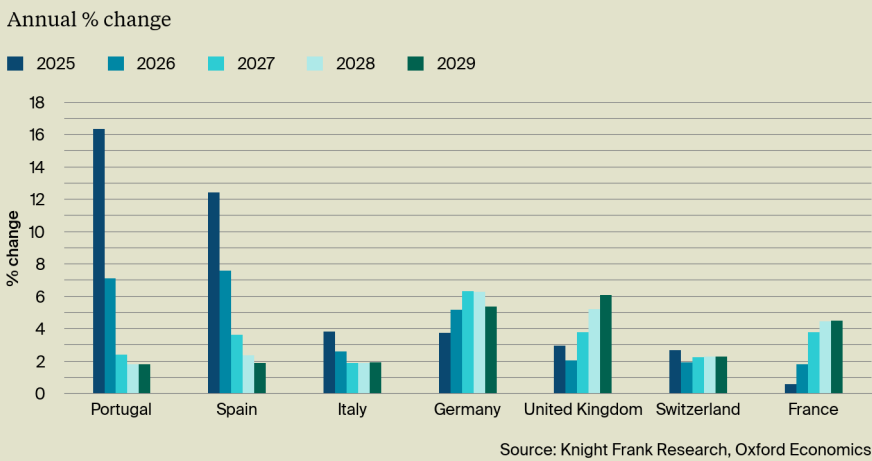
* To nearest commercial airport/s.
Source: FlightFrom as at Q4 2025

8.0% 

Typical purchase costs

Typical non-resident buyer costs for a €2 million resale property. NB. In Italy, purchase costs are based on the property's tax value, not the sale price.

Mainstream house price forecast



Knight Frank International Desk

Would you like to know what your property is potentially worth? If you're thinking of buying or selling, or would just like some advice, please get in touch



International Desk
Andrew Blandford-Newson
International Residential
T: +44 20 3640 7048
E: andrew.bn@knightfrank.com



Residential Research
Kate Everett-Allen
Head of European Residential Research
T: +44 207 167 2497
E: kate.everett-allen@knightfrank.com